



DW-HE24/4.0

LED Strips - For Warm Dim Applications



- High efficacy dynamic white linear LED strip for warm dim applications
- 14 diodes per 2" cut point
- 7 diodes per CCT
- Ambient operating temp: -4-130°F
- Installation temp: 50-100°F | Storage temp: -4-140°F
- Calculated L70 = 70000 hrs
- When using DALI and DMX power supplies, LED wattage must be doubled

1	2	3	4	5	6	7	8
V/WATTS	RATED	CCT	CONNECTOR/WIRE IN	CONNECTOR/WIRE OUT	WIRE COLOR	WIRE TYPE	ILLUMINATED LENGTH
DW-HE24/4.0	DRY						

Sample Part Number: **DW-HE24/4.0-DRY-20/27-BW-CLS-WH-CL2-48"**

1	V/WATTS		2	RATED		3	CCT		4	CONNECTOR/WIRE IN		5	CONNECTOR/WIRE OUT				
DW-HE24/4.0			DRY IP20		20/27 2000K/2700K 20/30 2000K/3000K 27/40 2700K/4000K 27/55 2700K/5500K			BW Bare Wire (Standard 24") CLS Closed End (No feed) CON6 Connector 6" CON24 Connector 24" Connector/Wire In not needed to specify product. Typical selection is BW. BW: Standard length is 24". Max length is 120". Request custom length by writing in part number next to BW (example: BW48)			BW Bare Wire (Standard 24") CLS Closed End (No feed) CON6 Connector 6" CON24 Connector 24" Connector/Wire Out not needed to specify product. Typical selection is CLS or BW. BW: Standard length is 24". Max length is 120". Request custom length by writing in part number next to BW (example: BW48)						
Voltage: 24VDC Wattage: 4.0W/ft LED engine is built with 3 wires requiring 0-10V, DMX or DALI control. Using DALI, DMX, or non QTL power supplies may double watts/ft. See following pages for compatible power supplies.																	
6	WIRE COLOR					7	WIRE TYPE					8	ILLUMINATED LENGTH				
WH White BK Black					CL2 Class 2 CL2P Class 2 Plenum Rated CL2P only available with bare wire leads (BW)					DRY: 2"-144" in 2" increment DMP: 2"-***" in 2" increment Dry version also available in reel lengths of 12' (Class 2) and 100'. Each reel will have a 2' soldered lead wire attached. Contact factory for larger reels. Available in reel lengths of 12' (Class 2) and 100'. Each reel will have a 2' soldered lead wire attached. Contact factory for larger reels.							

COMPATIBLE EXTRUSIONS

	WIDE	ROUND	TORQ	TRE3	LALO	TALO	ARKA	TELA	VEVE	FLUR	EMBD	LATO	MDIN	OPTI-FLAT	OPTI-OPTICS	THIN
DRY	✓		✓							✓				✓	✓	
DMP																
WET																

5 year warranty | Warranty only valid with QTL power supplies | Field modifications must comply with QTL's installation methods otherwise warranty is null & void | All data has +/- 5% tolerance | UL Listed | Consult factory for alternate Kelvin temperature | Title 24 - JA8-2019 Strips: DRY rated, 2000K and above



DW-HE24/4.0

LED Strips - For Warm Dim Applications

3 CCT – LUMENS/CRI - DELIVERED LUMENS

DRY

[Calculated L70 = 70000 hrs]
Tested with DW-HE24/4.0-DRY

For 20/27 and 20/30							
CCT	Lumen/ft	Luminous Efficacy	CRI Ra	CRI R9	TM30 Rf	TM30 Rg	Circuit Wattage
2700K	418	104 Lm/W	97	94	94	100	4.03
3000K	437	110 Lm/W	98	93	93	99	3.96
For 27/40 and 27/55							
CCT	Lumen/ft	Luminous Efficacy	CRI Ra	CRI R9	TM30 Rf	TM30 Rg	Circuit Wattage
4000K	449	116 Lm/W	97	99	93	100	3.90
5500K	488	121 Lm/W	97	94	92	100	4.00

DMP

[Calculated L70 = 70000 hrs]
Tested with DW-HE24/4.0-DMP

For 20/27 and 20/30		
CCT	Lumen/ft	CRI Ra
2700K	**	**
3000K	**	**
For 27/40 and 27/55		
CCT	Lumen/ft	CRI Ra
4000K	**	**
5500K	**	**

WET

[Calculated L70 = 70000 hrs]
Tested with DW-HE24/4.0-WET

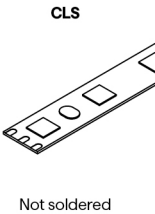
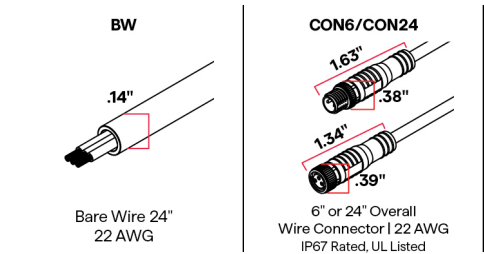
For 20/27 and 20/30		
CCT	Lumen/ft	CRI Ra
2700K	**	**
3000K	**	**
For 27/40 and 27/55		
CCT	Lumen/ft	CRI Ra
4000K	**	**
5500K	**	**

TEMPERATURE RATINGS

	Min	Max
Ambient Operating Temp - Surface	-4°F	130°F
Storage Temp	-4°F	140°F
Installation Temp	-50°F	100°F

4 / 5 CONNECTOR/WIRE – IN/OUT

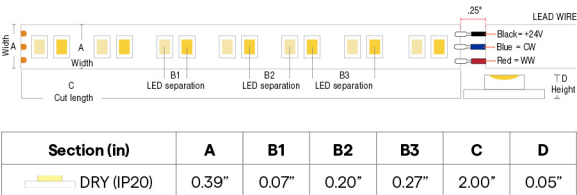
Connector/Wire In or Out not needed to specify product. Standard configuration is BW for Wire In and CLS for Wire out



6 WIRE COLOR



8 ILLUMINATED LENGTH - DIMENSIONS





DW-HE24/4.0

LED Strips - For Warm Dim Applications

COMPATIBLE POWER SUPPLIES

See power supplies cut sheets for more information. Data subject to change, all data has +/- 5% tolerance.

DIM TO LEVEL	INDOOR
	DW-HE Warm Dim Applications
0.1%	QT-CAB-eLED+DALI-DT6 QT-CAB-eLED+DALI-DT8 QT-CAB-eLED+DALI-DT8-AWN QT-CAB-eLED+WD QT-CAB-eLED+WD-AWN QTM-eLED+DALI-DT6 QTM-eLED+DALI-DT8 QTM-eLED+DALI-DT8-AWN QTM-eLED+WD QTM-eLED+WD-AWN QZ-DW
1%	QZ-DALI-DT8
10%	Non-Dim Power Supply with WD App Dongle

DIMMING PROTOCOL	INDOOR
	DW-HE Warm Dim Applications
Phase	QZ-DW
0-10V	QT-CAB-eLED+WD QT-CAB-eLED+WD-AWN QTM-eLED+WD QTM-eLED+WD-AWN QZ-DW
Lutron Athena	QT-CAB-eLED+DALI-DT8-AWN QT-CAB-eLED+WD-AWN QTM-eLED+DALI-DT8-AWN QTM-eLED+WD-AWN
DALI-2: DT6 LED wattage must be doubled for DW-HE products except for AWN	QT-CAB-eLED+DALI-DT6 QTM-eLED+DALI-DT6
DALI-2: DT8 LED wattage must be doubled for DW-HE products except for AWN	QT-CAB-eLED+DALI-DT8 QT-CAB-eLED+DALI-DT8-AWN QTM-eLED+DALI-DT8 QTM-eLED+DALI-DT8-AWN QZ-DALI-DT8
SCENE App Dimmed	Non-Dim Power Supply with WD App Dongle

COMPATIBLE MOUNTING ACCESSORIES


QUOVA-MICRO	BL-GRAZER	BL-MICRO	BL-LARGE	SD-L-LARGE	SD-L-MEDIUM	SD-L-MICRO	SD-J-LARGE	IQ-STRAP
QUOVA Knife Edge	Backwards L Mounting Bracket	Backwards L Mounting Bracket	Backwards L Mounting Bracket	L Mounting Bracket	L Mounting Bracket	L Mounting Bracket	J Mounting Bracket	Plastic strap, Fits all LED strips



DW-HE24/4.0

LED Strips - For Warm Dim Applications

COMPATIBLE WIRING ACCESSORIES



UL Listed, miniature
junction box, DRY/DMP
(WET rated with silicone)

COMPATIBLE CONTROL ACCESSORIES

SCENE APP DONGLE



Wi-Fi or Bluetooth
Connectivity

COMPATIBLE APPS

NFC APP



Read and write
DMX addresses and
adjust voltage